


Autumn 1 - Being Me in My World Puzzle Map – Y2



Piece (lesson)	RSHE guidance reference	PSHE Learning Intentions	Social and Emotional Skills Learning Intentions
1.Hopes and Fears for the Year	H2, H3	I can identify some of my hopes and fears for this year I know how to use my Jigsaw Journal	I recognise when I feel worried and know who to ask for help
2.Rights and Responsibilities	R12, R14, R16, R19, R25, R32	I understand the rights and responsibilities for being a member of my class and school	I recognise when I feel worried and know who to ask for help
3.Rewards and Consequences	R12, R14, R15, R16	I understand the rights and responsibilities for being a member of my class	I can help to make my class a safe and fair place
4.Rewards and Consequences	R12, R14, R15, R16	I can listen to other people and contribute my own ideas about rewards and consequences	I can help make my class a safe and fair place
5.Our Learning Charter	R12, R13, R14	I understand how following the Learning Charter will help me and others learn	I can work cooperatively
6.Owning our Learning Charter	R12, R13, R14	I can recognise the choices I make and understand the consequences	I am choosing to follow the Learning Charter

Vocabulary

Worries, Hopes, Fears, Responsible, Actions, Praise, Positive, Negative, Choices, Co-Operate, Problem-Solving




Autumn 2 - Celebrating Difference Puzzle Map – Y2

Piece (lesson)	RSHE guidance reference	PSHE Learning Intentions	Social and Emotional Skills Learning Intentions
1.Boys and girls	R18, H2, H3	I am starting to understand that sometimes people make assumptions about boys and girls (stereotypes)	I understand some ways in which boys and girls are similar and feel good about this
2.Boys and girls	R18, H17	I am starting to understand that sometimes people make assumptions about boys and girls (stereotypes)	I understand some ways in which boys and girls are different and accept that this is OK
3. Why does bullying happen?	R17, R21, R22, H8, H13, H15	I understand that bullying is sometimes about difference	I can tell you how someone who is bullied feels I can be kind to children who are bullied
4.Standing up for myself and others	R11, R13, R16, R20, R30, R31, R32, H4, H9	I can recognise what is right and wrong and know how to look after myself	I know when and how to stand up for myself and others I know how to get help if I am being bullied
5.Gender Diversity	R9, R12, R13, R14, R16, R19, R25, H2, H3, H7	I understand that it is OK to be different from other people and to be friends with them	I understand we shouldn't judge people if they are different. I know how it feels to be a friend and have a friend
6.Celebrating difference and still being friends Assessment Opportunity Puzzle Outcome: Trophy of Celebration	R7, R8, R10, R12, R14, R16, R19, R25, H2, H3	I can tell you some ways I am different from my friends	I understand these differences make us all special and unique

Vocabulary

Boys, Girls, Similarities, Assumptions, Shield, Stereotypes, Special, Differences, Bully, Purpose, Unkind, Feelings, Sad, Lonely, Help, Stand up for, Male, Female, Diversity, Fairness, Kindness, Unique, Value




Spring 1 - Dreams & Goals Puzzle Map – Y2



Piece (lesson)	RSHE guidance reference	PSHE Learning Intentions	Social and Emotional Skills Learning Intentions
1.Goals to Success	H2, H3	I can choose a realistic goal and think about how to achieve it	I can tell you things I have achieved and say how that makes me feel
2.My Learning Strengths	R15, R30	I carry on trying (persevering) even when I find things difficult	I can tell you some of my strengths as a learner
3.Learning with Others	R12, R13, R14, R16	I can recognise who I work well with and who it is more difficult for me to work with	I can tell you how working with other people helps me learn
4.A Group Challenge Puzzle Outcome: Dream Birds	R13, R14, R16, R19	I can work well in a group	I can work with others in a group to solve problems
5.Continuing Our Group Challenge	R14, R16, R19, H2, H3	I can tell you some ways I worked well with my group	I can tell you how I felt about working in my group
6.Celebrating Our Achievement Assessment Opportunity	R19, H4	I know how to share success with other people	I can tell you how being part of a successful group feels and I can store these feelings in my internal treasure chest

Vocabulary
Realistic, Achievement, Goal, Strength, Persevere, Difficult, Easy, Learning Together, Partner, Product




Spring 2 - Healthy Me Puzzle Map – Y2



Piece (lesson)	RSHE guidance reference	PSHE Learning Intentions	Social and Emotional Skills Learning Intentions
1. Being Healthy	H5, H6, H18, H19, H20	I know what I need to keep my body healthy	I am motivated to make healthy lifestyle choices
2. Being Relaxed	H1, H2, H3, H6, H12, H18, H19, H28	I can show or tell you what relaxed means and I know some things that make me feel relaxed and some that make me feel stressed	I can tell you when a feeling is weak and when a feeling is strong
3. Medicine Safety	H6, H18, H21, H25	I understand how medicines work in my body and how important it is to use them safely	I feel positive about caring for my body and keeping it healthy
4. Healthy Eating	H5, H6, H22, H23, H24	I can sort foods into the correct food groups and know which foods my body needs every day to keep me healthy	I have a healthy relationship with food and know which foods I enjoy the most
5. Healthy Eating	H5, H6, H18, H22, H23, H24	I can make some healthy snacks and explain why they are good for my body	I can express how it feels to share healthy food with my friends
6. Happy, Healthy Me! Puzzle outcome: Healthy recipes Assessment opportunity	H5, H6, H18, H20	I can decide which foods to eat to give my body energy	I have a healthy relationship with food and I know which foods are most nutritious for my body

Vocabulary

Healthy choices, Lifestyle, Motivation, Relax, Relaxation, Tense, Calm, Dangerous, Medicines, Body, Balanced diet, Portion, Proportion, Energy, Fuel, Nutritious




Summer 1 - Relationships Puzzle Map – Y2



Piece (lesson)	RSHE guidance reference	PSHE Learning Intentions	Social and Emotional Skills Learning Intentions
1.Families	R1, R2, R3, R4, R5, R6	I can identify the different members of my family, understand my relationship with each of them and know why it is important to share and cooperate	I accept that everyone's family is different and understand that most people value their family
2.Keeping Safe - exploring physical contact	R16, R19, R25, R27, R28, R29, R30, R32	I understand that there are lots of forms of physical contact within a family and that some of this is acceptable and some is not	I know which types of physical contact I like and don't like and can talk about this
3.Friends and Conflict	R7, R9, R10, R12, R16, H15	I can identify some of the things that cause conflict with my friends	I can demonstrate how to use the positive problem-solving technique to resolve conflicts with my friends
4.Secrets	R6, R16, R19, R20, R22, R26, R31, R32, H2, H3	I understand that sometimes it is good to keep a secret and sometimes it is not good to keep a secret	I know how it feels to be asked to keep a secret I do not want to keep and know who to talk to about this
5.Trust and Appreciation	R11, R12, R13, R16, R31, H2, H3	I recognise and appreciate people who can help me in my family, my school and my community	I understand how it feels to trust someone
6.Celebrating My Special Relationships Puzzle Outcome: Relationship Flag/Bunting Assessment Opportunity	R8, H2, H3	I can express my appreciation for the people in my special relationships	I am comfortable accepting appreciation from others

Vocabulary

Similarities, Special, Important, Co-operate, Physical contact, Communication, Hugs, Acceptable, not acceptable, Conflict, Point of view, Positive problem solving, Secret, Surprise, Good secret, worry secret, Telling, Adult, Trust, Happy, Sad, Frightened, Trust, Trustworthy, Honesty, Reliability, Compliments, Celebrate



Summer 2 - Changing Me Puzzle Map – Y2



Piece (lesson)	RSHE guidance reference	PSHE Learning Intentions	Social and Emotional Skills Learning Intentions
1. Life Cycles in Nature			I understand there are some changes that are outside my control and can recognise how I feel about this
2. Growing from Young to Old		I can tell you about the natural process of growing from young to old and understand that this is not in my control	I can identify people I respect who are older than me
3. The Changing Me	H34	I can recognise how my body has changed since I was a baby and where I am on the continuum from young to old	I feel proud about becoming more independent
4. Keeping our Bodies Safe (From Y1)	R19, R25, R26, R27, R29, H34	I can identify the parts of the body that make boys different to girls and can use the correct names for these: penis, testicles, vagina, vulva, anus	I respect my body and understand which parts are private
5. Assertiveness	R15, R19, R25, R26, R29, R30, R31, R32	I understand there are different types of touch and can tell you which ones I like and don't like	I am confident to say what I like and don't like and can ask for help
6. Looking Ahead Assessment Opportunity	H2, H3	I can identify what I am looking forward to when I move to my next class	I can start to think about changes I will make when I am in Year 3 and know how to go about this

Vocabulary

Change, Grow, Control, fully grown, Growing up, Old, Young, Change, Respect, Appearance, Physical, Baby, Toddler, Child, Teenager, Independent, Timeline, Freedom, Responsibilities, Boys part, Girls parts, Privates, Public, Private, Touch, Texture, Cuddle, Hug, Squeeze, Like, Dislike, Acceptable, Unacceptable, Comfortable, Uncomfortable, Looking forward, Nervous, Happy

